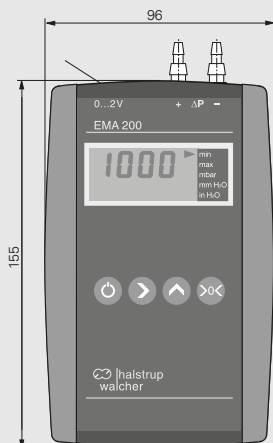


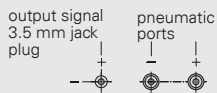
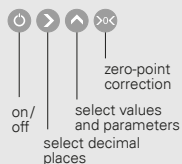


output signal 3.5 mm jack plug



All dimensions in mm

Connection diagram



Features

- » High-end pressure gauge for differential pressure and flow measurements
- » Adjustable pitot factor and density
- » Zero-point correction at the push of a button
- » Min./max. value memory
- » Temperature measurement
- » Time constant (damping) adjustable for measuring of strongly fluctuating input pressures

Order code	A		B
EMA 200			
Measurement range			A
± 200 Pa	(± 2 mbar)	1.5.. 18 m/s	0
± 2 kPa	(± 20 mbar)	5.. 58 m/s	1
± 20 kPa	(± 200 mbar)	15.. 180 m/s	10
± 200 kPa	(± 2000 mbar)		100
Calibration certificate			B
none			0
Factory calibration			W
Calibration according to DKD-R 6-1			D

Measurement accuracy ¹⁾	± 0.5 % FS at 22 °C
Temperature coefficient span	max. ± 0.04 %/K
Temperature coefficient zero point	max. ± 0.04 %/K (for gradual changes in temperature)
Overload capacity	10 x for measurement ranges ≤ 20 kPa 2 x for measurement ranges 200 kPa
Calculation of air speed (in m/s)	$v = \text{pitot factor} \cdot \sqrt{(2 \cdot \Delta p) / \text{air density}}$ pitot factor and density adjustable, Δp = differential pressure at the pitot tube [Pa] with telescoping pitot tube
Zero-point correction	performed electronically by pressing zero-point key
Medium	air, all non-aggressive and non-flammable gases
Output signal	0 .. 2 V ($R_L \geq 2 \text{ k}\Omega$)
Display	3 ½ digit LCD, character height = 10 mm
Time constant (damping) (adjustable)	1 .. 10 s
Operating temperature	0 .. 50 °C
Storage temperature	-10 .. 70 °C
Power supply	9 V battery (service life approx. 100 h) (display reads "low bat" when power falls below a certain minimum level); Switches off automatically after approx. 20 min.
Weight	approx. 400 g
Pressure ports	for tubing NW 4 or 6 mm
Certificates	CE/UKCA

¹⁾ FS: Full Span - measuring range plus ± 0.3 Pa for measuring range end values ≤ 1.5 kPa

Accessories



Shoulder bag EMA 200
Order no. 9074.0001

Carrying bag EMA 84
Order no. 9063.0001
(without LCD viewing window)
Order no. 9064.0001
(with LCD viewing window)



	Order no.
Silicone tubing ID 5 mm, AD 9 mm, red (please state length required)	9601.0160
Silicone tubing ID 5 mm, AD 9 mm, blue (please state length required)	9601.0161
Norprene tubing ID 4,8 mm, AD 8 mm, black (please state length required)	9061.0132
Y-piece for tubing, NW 5mm	9601.0171
Telescoping pitot tube for flow measurements (EMA 200)	9061.0193

Telescoping pitot tube for flow measurements



Max. working length: 980 mm
Min. working length: 250 mm
Transport length: approx. 200 mm